



BNY Mellon Smallcap Stock Index Fund

FACT SHEET
Dec 31, 2022

Investor Shares **DISSX** ★★★★★ Class I **DISIX**

Morningstar Rating™ based on risk-adjusted returns as of 12/31/2022 for the fund's Class Investor shares; other classes may have different performance characteristics. Overall rating for the Small Blend category. Fund ratings are out of 5 stars: Overall 4 stars Class Investor (585 funds rated); 3 Yrs. 3 stars Class Investor (585 funds rated); 5 Yrs. 3 stars Class Investor (543 funds rated); 10 Yrs. 4 stars Class Investor (363 funds rated). **Past performance is no guarantee of future results.***

CUSIP
Investor Shares 09661L401
Class I 09661L104

Assets for the Fund
\$1,300,178,152

Holdings²
605

Dividend Frequency
Annually

Morningstar Category
Small Blend

Lipper Category
Small-Cap Core Funds

Investment Professionals

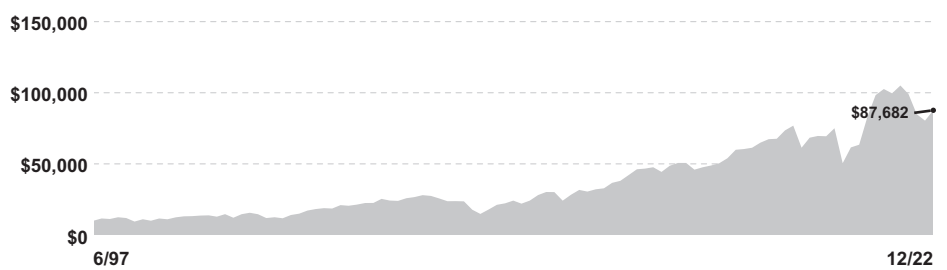


Founded on 40 years of experience, Mellon is a global leader in index management dedicated to precision and client partnership.

Investment Adviser
BNY Mellon Investment Adviser, Inc.

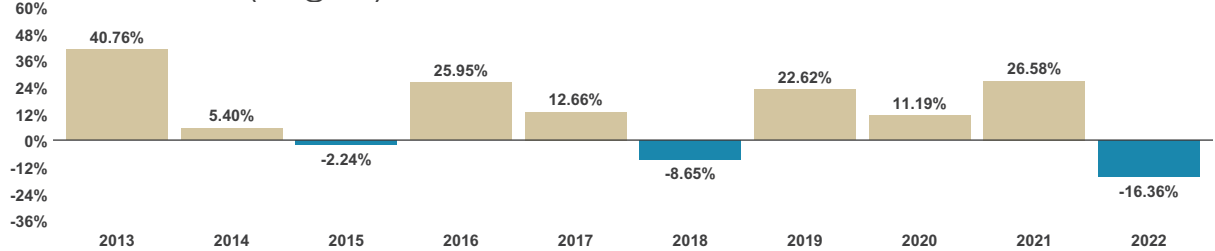
Growth of a \$10,000 Investment¹

A hypothetical \$10,000 investment in the fund's Investor Shares on 6/30/97 would have been worth \$87,682 on 12/31/22.



Assumes reinvestment of dividends and capital gains. Performance for the fund's other share classes would vary.

Historical Performance (CL.I @ NAV)³



Average Annual Total Returns (12/31/22)¹

Share Class/Inception Date	3 M	YTD	1 Yr	3 Yr	5 Yr	10 Yr
Investor Shares (NAV) 06/30/97	9.05%	-16.58%	-16.58%	5.32%	5.42%	10.32%
Class I (NAV) 08/31/16	9.11%	-16.36%	-16.36%	5.59%	5.69%	10.50%
S&P SmallCap 600® Index ^{4,5}	9.19%	-16.10%	-16.10%	5.80%	5.88%	10.82%

The performance data quoted represents past performance, which is no guarantee of future results. Share price and investment return fluctuate, and an investor's shares may be worth more or less than original cost upon redemption. Current performance may be lower or higher than the performance quoted. Performance for periods less than 1 year is not annualized. Go to im.bnymellon.com for the fund's most recent month-end returns. The net expense ratio reflects a contractual expense reduction agreement, without which, the returns would have been lower. The agreement may not be amended without the approval of the fund's shareholders. Total Expense Ratios: Investor Shares 0.51%, Class I 0.26%. Net Expense Ratios: Investor Shares 0.50%, Class I 0.25%. Not all classes of shares may be available to all investors or through all broker-dealer platforms.

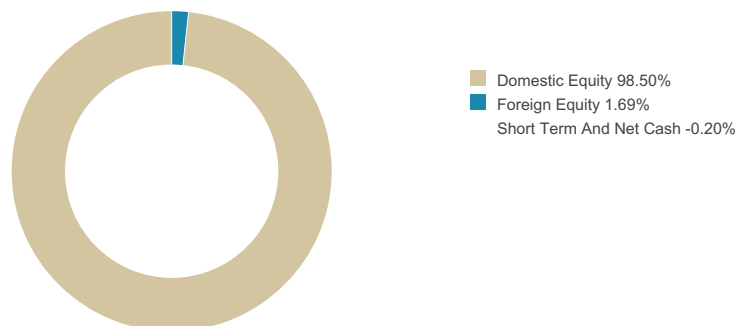
¹The total return performance figures for Class I shares of the fund represent the performance of the fund's Investor shares, for periods prior to 8/31/16, the inception date for Class I shares, and the performance of Class I from that inception date. Performance reflects the applicable class's distribution/servicing fees since the inception date. Investors should consider, when deciding whether to purchase a particular class of shares, the investment amount, class restrictions, anticipated holding period and other relevant factors. ²Portfolio composition is as of 12/31/2022 and is subject to change at any time. Asset Exposure percentages include any exposure through long futures positions but do not include any short positions or currency transactions. ³Performance figures may reflect reimbursements or fee waivers, without which the performance would have been lower. ⁴Source: FactSet. The S&P SmallCap 600® Index measures the small-cap segment of the U.S. equity market. The index is designed to track companies that meet specific inclusion criteria to ensure that they are liquid and financially viable. ⁵Standard and Poor's®, "S&P®," and "SmallCap 600® Index" are registered trademarks of Standard & Poor's Financial Services LLC, and have been licensed for use by the fund. The fund is not sponsored, endorsed, sold or promoted by Standard & Poor's or its affiliates and Standard & Poor's or its affiliates makes no representation regarding the advisability of investing in the fund. Investors cannot invest directly in any index.

Not FDIC-Insured. Not Bank-Guaranteed. May Lose Value.

BNY Mellon Smallcap Stock Index Fund

Investor Shares **DISSX** Class I **DISIX**

Asset Exposure¹



Top Ten Holdings¹

Agree Realty	0.71%
IShares Core S&P Small-Cap ETF	0.66%
Ensign Group	0.60%
Helmerich & Payne	0.59%
Exponent	0.57%
UFP Industries	0.56%
Applied Industrial Technologies	0.55%
Fabrinet	0.53%
SPS Commerce	0.53%
AMN Healthcare Services	0.51%

The holdings listed should not be considered recommendations to buy or sell a security. Large concentrations can increase share price volatility.

Top Sectors and Industries¹

Finance	18.68%
Industrial	13.25%
Technology	7.54%
Health Care	6.85%
Retailing	6.13%
Materials	5.18%
Energy	4.79%
Consumer Durables & Apparel	4.69%
Banking	4.36%
Capital Goods	3.32%

Goal/Approach

The fund seeks to match the performance of the Standard & Poor's SmallCap 600 Index (the "Index"). To pursue its goal, the fund generally is fully invested in all of the stocks that comprise the S&P SmallCap 600® Index and in futures whose performance is tied to the index. The fund generally invests in all 600 stocks in the index in proportion to their weighting in the index; however, at times, the fund may invest in a representative sample of stocks included in the index and in futures whose performance is tied to the index. Under these circumstances, the fund expects to invest in approximately 500 or more of the stocks in the index.

Portfolio Management

The fund's investment adviser is BNY Mellon Investment Adviser, Inc. (BNYM Investment Adviser). David France, CFA, Todd Frysinger, CFA, Vlasta Sheremeta, CFA, Michael Stoll and Marlene Walker Smith are the fund's primary portfolio managers, positions they have held since October 2020. Messrs. France, Frysinger and Stoll and Ms. Sheremeta are each a vice president and senior portfolio manager at Mellon Investments Corporation (Mellon), an affiliate of BNYM Investment Adviser. Ms. Walker Smith is a director and head of equity index portfolio management at Mellon. Messrs. France, Frysinger, Stoll and Ms. Sheremeta and Walker Smith also are employees of BNYM Investment Adviser.

Investors should consider the investment objectives, risks, charges and expenses of a mutual fund carefully before investing. To obtain a prospectus, or a summary prospectus, if available, that contains this and other information about a fund, contact your financial professional or visit im.bnymellon.com. Read the prospectus carefully before investing. Investors should discuss with their financial professional the eligibility requirements for Class I shares, which are available only to certain eligible investors, and the historical results achieved by the fund's respective share classes.

BNY Mellon Investment Adviser, Inc., Mellon Investments Corporation, and BNY Mellon Securities Corporation are subsidiaries of The Bank of New York Mellon Corporation. BNY Mellon is the corporate brand of The Bank of New York Mellon Corporation.

*Source: Morningstar. The Morningstar Rating™ for funds, or "star rating," is calculated for managed products with at least a 3-year history. It is calculated based on a Morningstar Risk-Adjusted Return measure that accounts for variation in a managed product's monthly excess performance (not including the effects of sales charges, loads and redemption fees if applicable), placing more emphasis on downward variations and rewarding consistent performance. Managed products, including open-end mutual funds, closed-end funds and exchange-traded funds, are considered a single population for comparative purposes. The top 10% of products in each product category receive 5 stars, the next 22.5% receive 4 stars, the next 35% receive 3 stars, the next 22.5% receive 2 stars, and the bottom 10% receive 1 star. The Overall Morningstar Rating for a managed product is derived from a weighted average of the performance figures associated with its 3-, 5-, and 10-year (if applicable) Morningstar Rating metrics. ©2022 Morningstar, Inc. All rights reserved. The information contained herein: (1) is proprietary to Morningstar and/or its content providers; (2) may not be copied or distributed; and (3) is not warranted to be accurate, complete, or timely. Neither Morningstar nor its content providers are responsible for any damages or losses arising from any use of this information. **Past performance is no guarantee of future results.** The fund represents a single portfolio with multiple share classes that have different expense structures. Other share classes may have achieved different results. Ratings do not reduce investment risk and are subject to change. The Morningstar Extended Performance Rating is calculated by adjusting the performance of the fund's oldest share class to reflect the fee structure of the younger share class, and then compounding the adjusted plus actual monthly returns into the extended performance Risk-Adjusted Return for the 3-, 5- and 10-year time periods.

¹Portfolio composition is as of 12/31/2022 and is subject to change at any time. Asset Exposure percentages include any exposure through long futures positions but do not include any short positions or currency transactions.

Risks: Equities are subject to market, market sector, market liquidity, issuer, and investment style risks, among other factors, to varying degrees. The fund uses an **indexing strategy**. It does not attempt to manage market volatility, use defensive strategies or reduce the effects of any long-term periods of poor stock performance. **Small and midsized company stocks** tend to be more volatile and less liquid than larger company stocks as these companies are less established and have more volatile earnings histories. *Recent market risks include pandemic risks related to COVID-19. The effects of COVID-19 have contributed to increased volatility in global markets and will likely affect certain countries, companies, industries and market sectors more dramatically than others. To the extent the fund may overweight its investments in certain countries, companies, industries or market sectors, such positions will increase the fund's exposure to risk of loss from adverse developments affecting those countries, companies, industries or sectors.*

The information being provided is general information about our firm and its products and services. It should not be construed as investment advice or a recommendation with respect to any product or service and should not serve as a primary basis for investment decisions. Please consult a legal, tax or financial professional in order to determine whether an investment product or service is appropriate for a particular situation.